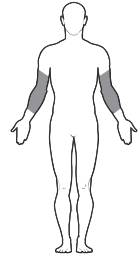
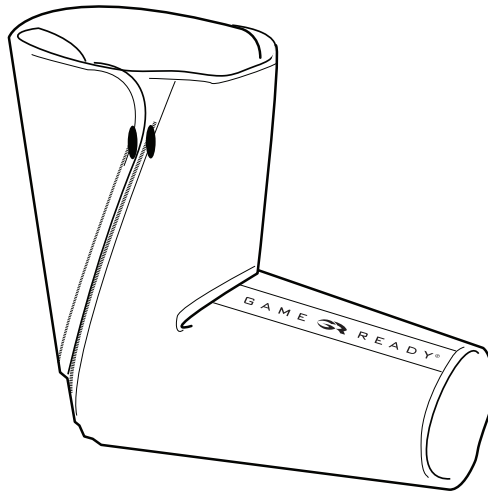


GAME  
READY®

ATX®

FOR USE WITH  
GAME READY  
GRPRO® 2.1 SYSTEM  
MED4 ELITE™ SYSTEM



# FLEXED ELBOW USE GUIDE

ENGLISH

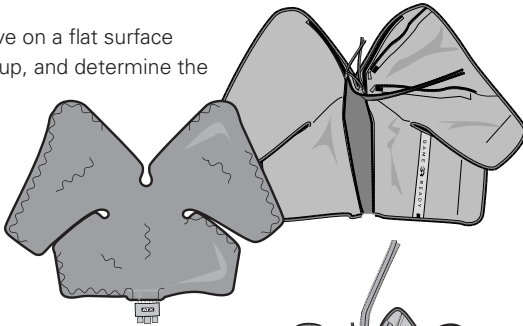
## SIZING SPECIFICATIONS

- Size: One Size

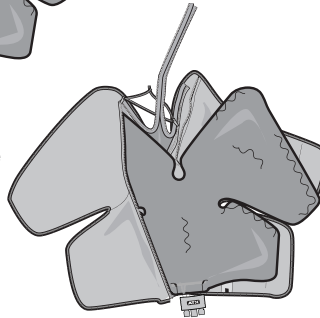
## ASSEMBLY

The Heat Exchanger (PN 520903-03) fits inside the Sleeve (PN 510903) and comes as part of a pre-assembled Wrap (PN 590903-03). If the Heat Exchanger is removed to launder the Sleeve, or for any other reason, please use the following instructions to re-insert the Heat Exchanger into the Sleeve.

- 1 Place the Sleeve on a flat surface with logo side up, and determine the opening location.



- 2 Insert the Heat Exchanger into the Sleeve with the blue side down (The blue side of the Heat Exchanger should touch the blue side of the Sleeve).



### WARNING

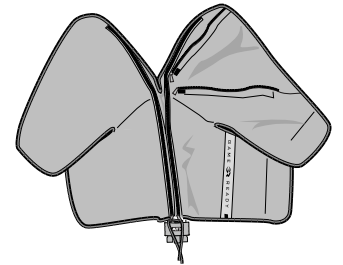
It is mandatory to fully read and understand your System's User Manual before using the device. Failure to follow operating instructions could result in serious injury.



### IMPORTANT

Read complete indications, contraindications, cautions, and warning before using this product. Keep this document for future reference.

- 3 Be sure the Heat Exchanger is flat inside the Sleeve with no folds or creases. Zip up the Sleeve, if applicable. After assembly, lay the blue side up and ensure the Heat Exchanger is uniformly laid out and smooth inside the Sleeve.



## REMOVAL OF HEAT EXCHANGER

1. Disconnect the Connector Hose from the Wrap
2. Unzip the zipper
3. Gently pull out the Heat Exchanger

## STORAGE OF YOUR WRAP

Hang your Wrap on a wide hanger or lay flat. Do not fold or stack it, as this could kink the fluid chamber and the Wrap will not work properly.

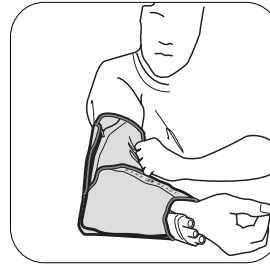
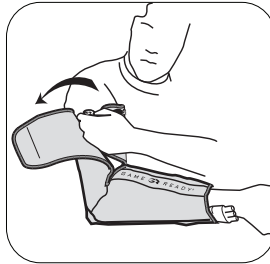
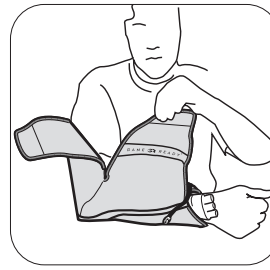
## BEFORE INITIAL USE

Prime the Wrap using the following steps:

- With the **GRPro 2.1 Control Unit** off, attach the Connector Hose to the Control Unit and the Wrap
- Lay the Wrap open and flat next to the Control Unit (not on the body)
- Turn the System on and run for 2 minutes with No Pressure

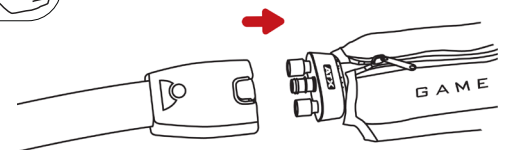
- With the **Med4 Elite Control Unit** off, attach the Connector Hose to Patient 1 on Control Unit and the Wrap
- Lay the Wrap open and flat next to the Control Unit (not on the body)
- Press the On/Off button above the touchscreen
- Choose Patient 1 and run Cold Therapy with No Pressure for 2 minutes

## FLEXED ELBOW WRAP APPLICATION



- 1 Put the Flexed Elbow Wrap on by first placing it under the affected elbow as shown. Wrap the the sides around the forearm.
- 2 Ensure that the Flexed Elbow Wrap has been applied uniformly against the arm with a close and snug fit around the elbow.
- 3 Attach the Wrap to the Control Unit with the Connector Hose. There should be an audible "click." To disconnect, simply press the blue or gray button and remove the connector from the Wrap.

**NOTE:** The same procedure may be used to apply the Wrap on either the Left or Right elbow.



## GENERAL

### ⚠ IMPORTANT

READ THIS COMPLETE USE GUIDE AND GAME READY GRPRO 2.1 SYSTEM USER MANUAL AND/OR MED4 ELITE SYSTEM USER MANUAL INCLUDING INDICATIONS, CONTRAINDICATIONS, CAUTIONS AND WARNINGS BEFORE USING THIS PRODUCT!

### WARNINGS

- Follow the recommendations of your health care practitioner regarding the frequency and duration of use.
- Improper placement or prolonged use of the Game Ready System or Med4 Elite System could result in tissue damage. During the course of therapy, patients should monitor the skin surrounding the treated region or the digits of the extremities of the treated limb for any burning, itching, increased swelling, or pain. If any of these signs present, or any changes in skin appearance occur (such as blisters, increased redness, discoloration, or other noticeable skin changes), patients are advised to discontinue use and consult a physician.
- Game Ready Wraps are not sterile; do not place directly against open wounds, sores, rashes, infections, or stitches. The Wrap may be applied over clothing or dressing. A layer between Wrap and skin is recommended for all patients.
- Game Ready Wraps are available in multiple configurations but are not intended for all possible physiologic uses. For example, the Ankle Wrap is not designed for use on the toes and the Back Wrap is not designed for use in the abdominal region.
- To avoid potential damage to the Control Unit, do not use other manufacturers' Wraps with the Control Unit.
- Use extra caution during the immediate postoperative period, especially when sedated or on any medication that could alter normal pain sensation. Check the skin of the treated region frequently and use mid-to-higher (warmer) temperature range settings or leave more time between treatments, if necessary.
- Monitor the level of heat throughout treatment session. Caution should be used with the Med4 Elite System or any thermotherapy (Heat Therapy) device generating high intensity heat at 113°F or above. Check the skin of the treated region frequently and use mid-to-lower (cooler) temperature range settings or leave more time between treatments, if necessary.
- The Med4 Elite System is not intended for use with numbing agents.

- When using heat and rapid contrast therapy, skin should be protected in heat-sensitive or high-risk patients, especially over regions with sensory deficits.
- Heating of the gonads should be avoided.

### NOTES

Apply Wrap with a uniformly close fit, ensuring there are no kinks which may impede water flow. Ensure connector hose is placed to prevent the Wrap from folding or kinking at the hose inlet location of the Wrap.

### CARE AND CLEANING

For daily care and to minimize formation of mildew, remove Heat Exchanger from Sleeve and wipe with dry towel to remove any condensation that may form. Turn Sleeve inside out and hang both the Sleeve and Heat Exchanger to release excess moisture. For multi-patient use, if needed, use Sterifab® according to manufacturer's instructions to minimize microbe transfer.

For extended care, carefully remove the Heat Exchanger from the Sleeve and turn the Sleeve inside out. Hand or machine wash the Sleeve in cold water and mild detergent, or antibacterial soap. Hang to dry. Hand wash the Heat Exchanger with warm water and mild detergent, do not machine wash or place in a dryer. Hang to dry.

### AVERAGE LIFE EXPECTANCY

The life expectancy of Sleeves and Heat Exchangers will vary widely depending on frequency of use. Please reference chart below to determine when to replace product.

#### Sleeve

Light Use (Personal).....	12 months
Medium Use.....	6 months
Heavy Use (Clinic or training facility) .....	3 months

#### Heat Exchanger

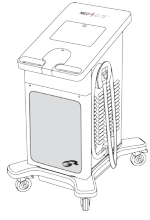
Light Use (Personal).....	24 months
Medium Use.....	18 months
Heavy Use (Clinic or training facility) .....	12 months

### WARRANTY INFORMATION

**Sleeve:** In case of manufacturer defect, Sleeve may be returned within 7 days of purchase.

**Heat Exchanger:** 1 year from date of purchase. See warranty card included with Heat Exchanger.

## MED4 ELITE CONTRAINDICATIONS



**X = Absolute Contraindication** –  
Therapy in these situations should **not** be used in patients who have:

**R = Relative Contraindication** –  
Therapy for these conditions should be used only under the supervision of a licensed healthcare practitioner in patients who have:

	THERAPY MODE			
	Thermotherapy	Cryotherapy	Compression	Rapid Contrast
Current clinical signs in the affected region of significant peripheral edema (e.g., deep vein thrombosis, chronic venous insufficiency, acute compartment syndrome, systemic venous hypertension, congestive heart failure, cirrhosis/liver failure, renal failure).	X	X	X	X
Significant vascular impairment in the affected region (e.g., from prior frostbite, arteriosclerosis, arterial insufficiency, diabetes, vascular dysregulation, or other vascular ischemic disease).	X	X	X	X
Known hematological dyscrasias that predispose to thrombosis (e.g., paroxysmal cold hemoglobinuria, cryoglobulinemia, sickle-cell disease, serum cold agglutinins).		X	R	X
Tissues inflamed as result of recent injury or exacerbation of chronic inflammatory condition.	X	R		X
Extremities with diffuse or focal impaired sensitivity to pain or temperature that prevent the patient from giving accurate and timely feedback.	X	R		X
Compromised local circulation or neurologic impairment (including paralysis or localized compromise due to multiple surgical procedures) in the affected region.	R	R	R	R
Cognition or communication impairments that prevent them from giving accurate and timely feedback.	X	R		X
An acute, unstable (untreated) fracture in the affected region.	X		R	X
Local malignancy.	X		R	X
Areas of skin breakdown or damage (damaged or at-risk skin) producing uneven heat conduction across the skin (e.g., open wound, scar tissue, burn or skin graft). Any open wound must be dressed prior to use of the Med4 Elite.	X	R	R	X
Actively bleeding tissue or hemorrhagic conditions.	X			X
Recently radiated tissues or areas affected by heat-sensitive skin diseases (e.g., eczema, psoriasis, vasculitis, dermatitis).	X			X
Localized unstable skin condition (e.g., dermatitis, vein ligation, gangrene, or recent skin graft) in the affected region.	R	R	R	R
Any active local or systemic infection.	X		X	X
Current clinical signs of inflammatory phlebitis, venous ulcers, or cellulitis.	R	X	X	X
A pregnancy.	X			X
Any significant risk factors or current clinical signs of embolism (e.g. pulmonary embolus, pulmonary edema, cerebral infraction, atrial fibrillation, endocarditis, myocardial infarction, or arteromatous embolic plaque).		X	X	X
A condition in which increased venous or lymphatic return is not desired in the affected extremity (e.g., lymphedema after breast cancer or other local carcinoma and/or carcinoma metastasis in the affected extremity).		X	X	X
Raynaud's disease or cold hypersensitivity (cold urticaria).		X		X
Hypertension, Cardiac failure, extreme low blood pressure, or decompensated cardiac insufficiency.	R	R	X	R
Children under 18 years old	R	R	R	R
Had recent toe surgery in the affected region.		R	R	R
Obtunded or with diabetes mellitus, multiple sclerosis, poor circulation, spinal cord injuries, and rheumatoid arthritis.	R	R	X	R
Decompensated hypertonia in the affected region.		X		X

## GRPRO 2.1 CONTRAINDICATIONS

 <p><b>X = Absolute Contraindication –</b> Therapy in these situations should <b>not</b> be used in patients:</p> <p><b>R = Relative Contraindication –</b> Therapy for these conditions should be used only under the supervision of a licensed healthcare practitioner in patients:</p>	THERAPY MODE	
	Cryotherapy	Compression
Who are in the acute stages of inflammatory phlebitis in the affected region.		<b>X</b>
Who have any current clinical signs suggestive of deep vein thrombosis in the affected region.		<b>X</b>
Who have significant arteriosclerosis or other vascular ischemic disease in the affected region.		<b>X</b>
Who have any significant risk factors or current clinical signs of embolism (e.g. pulmonary embolus, cerebral infarction, atrial fibrillation, endocarditis, myocardial infarction, or atheromatous embolic plaque).		<b>X</b>
Who have a condition in which increased venous or lymphatic return is not desired in the affected extremity (e.g., carcinoma).		<b>X</b>
Who have decompensated hypertension in the affected region.		<b>X</b>
Who have an open wound in the affected region (the wound must be dressed prior to use of Game Ready).		<b>R</b>
Who have an acute, unstable (untreated) fracture in the affected region.		<b>R</b>
Who are children under 18 years old or patients who have cognitive disabilities or communication barriers, whether temporary (due to medication) or permanent.	<b>R</b>	<b>R</b>
Who have a cardiac insufficiency or congestive heart failure (with associated edema in the extremities or lungs).		<b>R</b>
Who have a localized unstable skin condition (e.g., dermatitis, vein ligation, gangrene, or recent skin graft).	<b>R</b>	<b>R</b>
Who have erysipelas or other active infection in the affected region.		<b>R</b>
Who have significant vascular impairment in the affected region (e.g., from prior frostbite, diabetes, arteriosclerosis or ischemia).	<b>X</b>	
Who have known hematological dyscrasias which affect thrombosis (e.g., paroxysmal cold hemoglobinuria, cryoglobulinemia, sickle-cell disease, serum cold agglutinins).	<b>X</b>	
Who have Raynaud's disease or cold hypersensitivity (cold urticaria).	<b>R</b>	
Who have hypertension or extreme low blood pressure.	<b>R</b>	
Who have diabetes.	<b>R</b>	
Who have compromised local circulation or neurologic impairment (including paralysis or localized compromise due to multiple surgical procedures) in the affected region.	<b>R</b>	
Who have rheumatoid arthritis in the affected region.	<b>R</b>	

### CONTACT US

In the U.S. call Game Ready Customer Service at 1.888.426.3732 (+1.510.868.2100). From outside of the U.S. please refer to [www.gameready.com](http://www.gameready.com) to find your local distributor's contact information.

A list of current patent(s) covering Game Ready technology can be found at:

[www.gameready.com/patents](http://www.gameready.com/patents).



Symbol for "assembled in" a specific country (XXXX).



Symbol for "made in" a specific country (XXXX).

**Warning:** To comply with California Proposition 65, the following warning has been included: This product contains chemicals known to the State of California to cause cancer, birth defects or other reproductive harm.

Wrap (PN 590903-03) includes Sleeve (PN 510903) & Heat Exchanger (PN 520903-03)

   
EMERGO EUROPE  
Prinsessegracht 20  
2514 AP The Hague  
The Netherlands

 COOLSYSTEMS®, INC.  
1800 Sutter Street, Suite 500  
Concord, CA 94520 USA  
1.888.GAMEREADEY +1.510.868.2100  
[www.gameready.com](http://www.gameready.com)

©2017 CoolSystems, Inc. All Rights Reserved  
Game Ready Dual Action Wrap Use Guide

Flexed Elbow Wrap PN 704582 Rev B

EMERGO AUSTRALIA  
201 Sussex Street  
Darling Park, Tower II, Level 20  
Sydney NSW 2000  
Australia